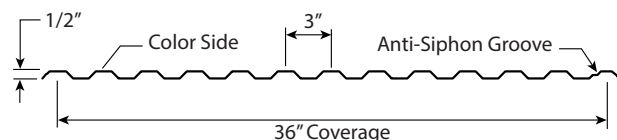




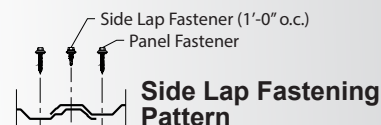
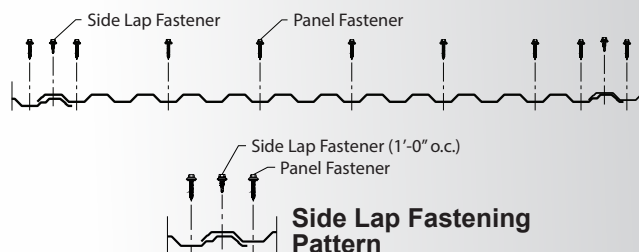
DL-3 Panel

Metal Sales Manufacturing Corporation



Continuous Rib Metal Roof Panel

- ▶ **36" Coverage**
- ▶ **Minimum roof slope 3:12**
- ▶ **Exposed Fastener System**
- ▶ **Custom cut lengths up to 45'**
- ▶ **45 year warranty paint system**
- ▶ **29 ga. corrosion resistant steel substrate**
- ▶ **Installs over open framing or solid substrate**
- ▶ **11 standard finishes featuring colors that meet or exceed ENERGY STAR® requirements**




LOAD TABLE

SECTION PROPERTIES								ALLOWABLE UNIFORM LOADS, psf For various fastener spacings											
Ga	Width in	Yield ksi	Weight psf	Top In Compression		Bottom In Compression		Inward Load						Outward Load					
				Ixx in ⁴ /ft	Sxx in ³ /ft	Ixx in ⁴ /ft	Sxx in ³ /ft	1.5'	2'	2.5'	3'	3.5'	4'	1.5'	2'	2.5'	3'	3.5'	4'
29	36	50	0.71	0.0050	0.0214	0.0050	0.0208	210	120	64	37	23	16	216	123	64	37	23	16


1. Theoretical section properties have been calculated per AISI 2012 'North American Specification for the Design of Cold-Formed Steel Structural Members'. Ixx and Sxx are effective section properties for deflection and bending.
2. Allowable load is calculated in accordance with AISI 2012 specifications considering bending, shear, combined bending and shear and deflection. Allowable load considers the 3 or more equal spans condition. Allowable load does not address web crippling, fasteners, support material or load testing. Panel weight is not considered.
3. Deflection consideration is limited by a maximum deflection ratio of L/180 of span.
4. Allowable loads do not include a 1/3 stress increase for wind.

DL-3 Panel

MS ColorFast45[®] Paint System



Bright White* (39)




White* (30)



Light Stone* (63)



Ash Grey* (25)



Brown* (12)



Forest Green* (26)



Taupe* (74)



Red* (24)



Burnished Slate* (49)



Ocean Blue* (35)



Charcoal* (17)



Galvanized* (00)

Representation of color may vary due to printing limitations. Color charts and sample chips are available upon request.

*Meet or exceed steep slope ENERGY STAR[®] requirements.

TRIMS

<p>Universal Ridge</p>	<p>Outside Corner</p>	<p>Rake</p>	<p>Eave Molding</p>
<p>“J” Channel</p>	<p>Base Molding</p>	<p>Double Angle</p>	<p>Eave Trim</p>

Metal Sales Manufacturing Corporation

metalsales.us.com

Rock Island, IL: 800.747.1206 • Fax 309.787.1833
 Rogers, MN: 800.328.9316 • Fax 800.938.9119
 Detroit Lakes, MN: 888.594.1394 • Fax 888.594.1454

Sioux Falls, SD: 888.299.0024 • Fax 888.960.0429
 Independence, MO: 800.747.0012 • Fax 800.409.3069