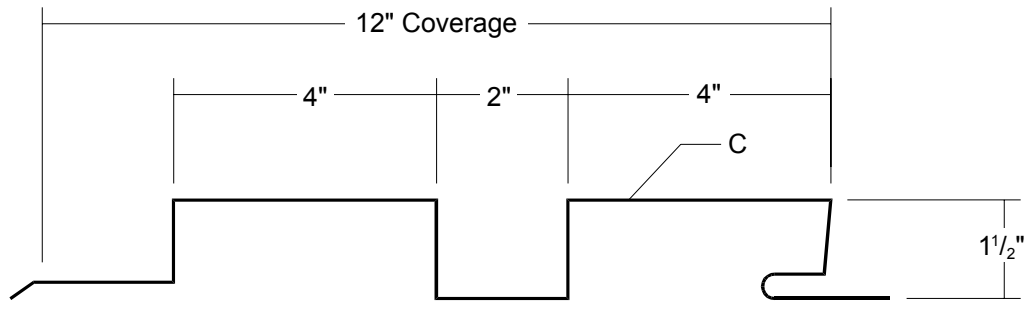


TL-1224 PANEL

Condensed
Technical
Reference

WALL PANEL



ARCHITECTURAL
COMMERCIAL
INDUSTRIAL
PANEL

CONCEALED
FASTENED

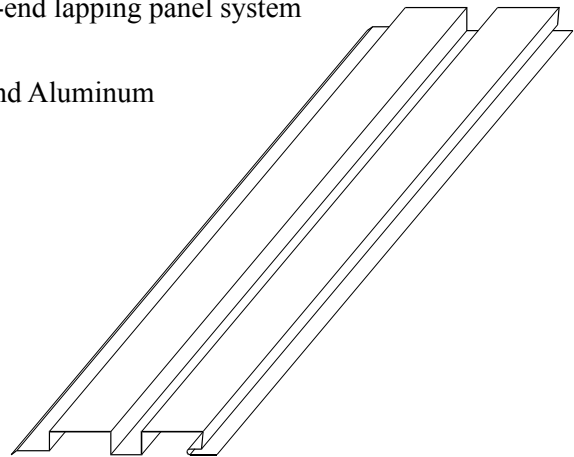
12"
COVERAGE

SOFFIT, FASCIA,
WALL AND LINER
PANEL

OPEN FRAMING OR
SOLID SUBSTRATE

PANEL OVERVIEW

- ▶ Finish: Standard: PVDF
Optional: multi-pass Kynar 500®, Marblique, Plastisol, Polyester and MS Colorfast45®
- ▶ Corrosion Protection: AZ50 per ASTM A 792 for painted Galvalume®
G90 per ASTM A 653 for Galvanized
- ▶ Gauges: 24 ga, 22 ga, 20 ga and 18 ga
- ▶ 12" panel coverage, 1 1/2" panel height
- ▶ Crisp 90° vertical box ribs with concealed fastened, non-end lapping panel system
- ▶ Panel Length: 5' minimum, 30' maximum
- ▶ Optional material availability: Stainless Steel, Copper and Aluminum
- ▶ Use on single-skin or field-assembled wall systems
- ▶ Custom capabilities include:
 - Perforated panels for wind screens and liner panels



TESTING AND APPROVALS

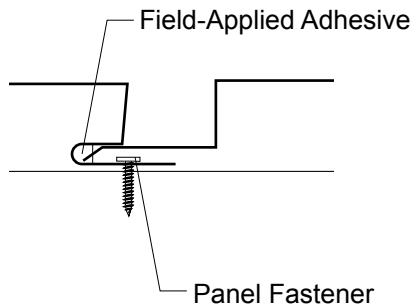
- ▶ UL 263 Fire Resistance Rating - per assembly

MS metal sales[™]
manufacturing corporation

TL-1224 PANEL

**Condensed
Technical
Reference**

ATTACHMENT DETAIL



FASTENING INFORMATION

Overdriven fasteners will cause panel distortions.

Fasteners should extend 1/2" or more past the inside face of the support material.

Thick Panels (ex. 18 ga) or supports (ex. 1/2" steel) may require predrilling of holes for screws.

Panel Fasteners:

Attaching to Wood:

#10-12 Pancake Head Wood Screw

Attaching to Steel:

<18 ga: 1/4"-13 Deck Screw

>=18 ga, <=12 ga: #10-16 Pancake Head Drill

Trim Fasteners:

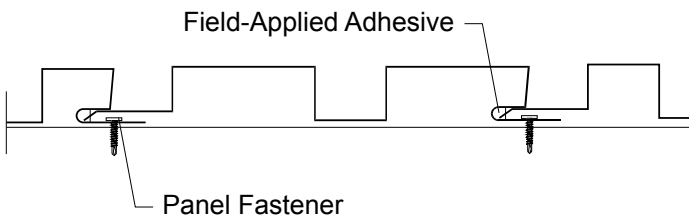
1/4"-14 x 7/8" XL Stitch Screw

1/8" x 3/16" Pop Rivet

Field-Applied Adhesive:

1/4" diameter bead of SM7108

FASTENING PATTERN



SECTION PROPERTIES

ALLOWABLE UNIFORM LOADS, psf For various fastener spacings

Ga	Width in	Yield ksi	Weight psf	SECTION PROPERTIES				ALLOWABLE UNIFORM LOADS, psf For various fastener spacings											
				Top In Compression		Bottom In Compression		Inward Load						Outward Load					
				Ixx in ⁴ /ft	Sxx in ³ /ft	Ixx in ⁴ /ft	Sxx in ³ /ft	2'	3'	4'	5'	6'	8'	2'	3'	4'	5'	6'	8'
24	12	50	1.53	0.1011	0.11112	0.1230	0.1201	50	45	39	34	28	17	50	45	41	36	31	22
22	12	50	2.01	0.1446	0.1651	0.1717	0.1729	50	45	39	34	28	17	50	45	41	36	31	22
20	12	33	2.45	0.2032	0.2487	0.2319	0.2455	50	45	39	34	28	17	50	45	41	36	31	22
18	12	33	3.23	0.2930	0.3790	0.3170	0.3453	50	45	39	34	28	17	50	45	41	36	31	22

- Theoretical section properties have been calculated per AISI 2012 'North American Specification for the Design of Cold-Formed Steel Structural Members'. Ixx and Sxx are effective section properties for deflection and bending.
- Allowable loads are calculated in accordance with AISI 2012 specifications considering bending, shear, combined bending and shear and deflection. Testing for this profile is not available, but results from testing a similar profile have been included using the field-applied adhesive as shown above. Allowable loads consider the 3 or more equal spans condition. Allowable loads do not address web crippling, fasteners or support material. Panel weight is not considered.
- Deflection consideration is limited by a maximum deflection ratio of L/180 of span.
- Allowable loads do not include a 1/3 stress increase for wind.

ms metal sales[™]
manufacturing corporation

metalsales.us.com

Anchorage, AK 866.640.7663
Bay City, MI 888.777.7640
Deer Lake, PA 800.544.2577
Denver, CO 800.289.7663

Detroit Lakes, MN 888.594.1394
Fontana, CA 800.782.7953
Fort Smith, AR 877.452.3915
Independence, MO 800.747.0012

Jacksonville, FL 800.394.4419
Jefferson, OH 800.321.5833
Mocksville, NC 800.228.6119
Nashville, TN 800.251.8508
Rock Island, IL 800.747.1206
Rogers, MN 800.328.9316

Seattle, WA 800.431.3470
Sellersburg, IN 800.999.7777
Sioux Falls, SD 888.902.8320
Spokane, WA 800.572.6565
Temple, TX 800.543.4415
Woodland, CA 800.759.6019