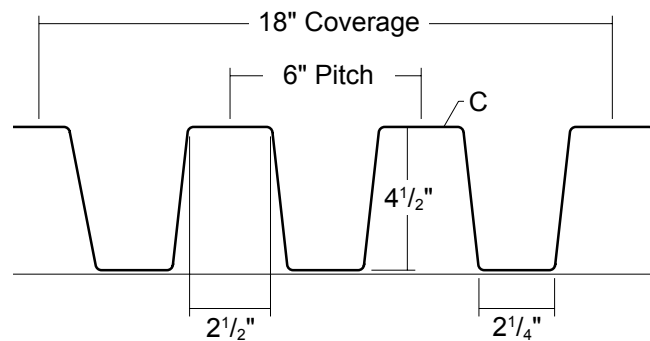


TDR-6 ROOF PANEL

Condensed
Technical
Reference



ARCHITECTURAL
COMMERCIAL
INDUSTRIAL
PANEL

EXPOSED
FASTENED

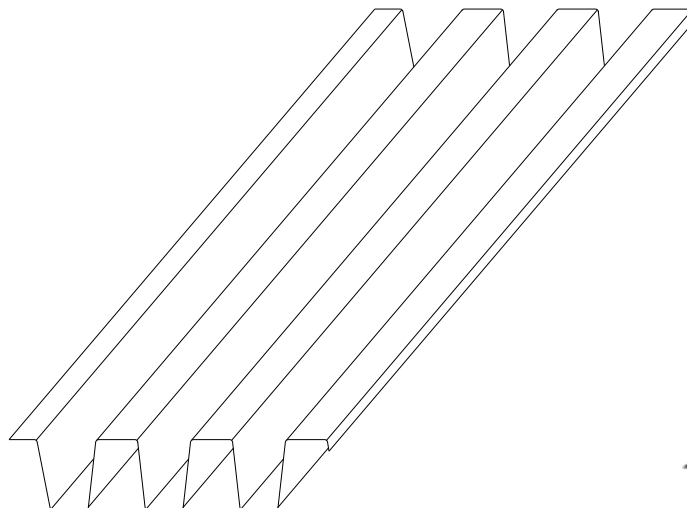
18"
COVERAGE

MINIMUM
SLOPE
1:12

OPEN FRAMING OR
SOLID SUBSTRATE

PANEL OVERVIEW

- ▶ Finishes: Standard: PVDF
Optional: Multi-pass Kynar®, Marblique, Plastisol, Polyester and MS Colorfast45®
- ▶ Corrosion Protection: AZ55 per ASTM A 792 for unpainted Galvalume®
AZ50 per ASTM A 792 for painted Galvalume®
G90 per ASTM A 653 for Galvanized
- ▶ Gauges: 24 ga, 22 ga, 20 ga and 18 ga
- ▶ 18" panel coverage, 4 1/2" rib height
- ▶ Trapezoidal ribs on 6" centers
- ▶ Panel Length: 5' minimum, 30' maximum
- ▶ Exposed Fastened Panel
- ▶ Minimum Roof Slope 1:12
- ▶ Optional material availability: Stainless Steel, Copper and Aluminum

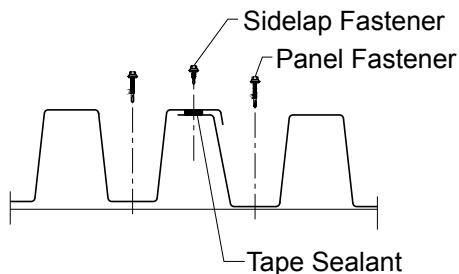


MS metal sales[™]
manufacturing corporation

TDR-6 ROOF PANEL

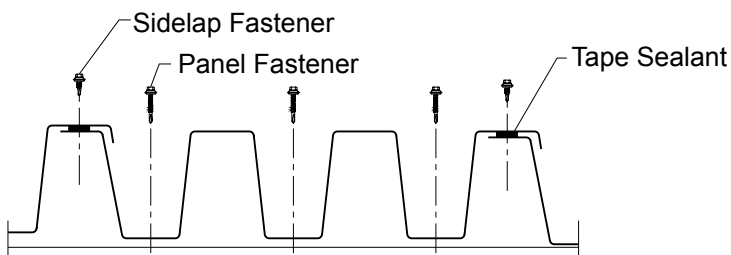
Condensed
Technical
Reference

ATTACHMENT DETAIL



FASTENING PATTERN

Ends and Field of Panel



FASTENER INFORMATION

Overdriven fasteners will cause panel distortion.

Panel fasteners should extend 1/2" or more past the inside face of the support material.

Thick panels (ex. 18 ga) or supports (ex. 1/2" steel) may require predrilling of holes for screws.

Panel Fastener:

Attaching to Wood:

#10-14 XL Wood Screw

Attaching to Steel:

#12-14 XL Self Drilling Screw

Sidelap Fastener:

1/4"-14 x 7/8" XL Stitch Screw

Trim Fastener:

1/8" x 3/16" Pop Rivet

1/4"-14 x 7/8" XL Stitch Screw

SECTION PROPERTIES

ALLOWABLE UNIFORM LOADS, psf For various fastener spacings

Ga	Width in	Yield ksi	Weight psf	Top in Compression		Bottom in Compression		Inward Load						Outward Load					
				Ixx in ⁴ /ft	Sxx in ³ /ft	Ixx in ⁴ /ft	Sxx in ³ /ft	6'	7'	8'	10'	12'	14'	6'	7'	8'	10'	12'	14'
24	18	50	2.20	1.3407	0.5100	1.3140	0.4551	195	155	126	88	64	49	204	164	134	95	70	53
22	18	50	2.89	2.0093	0.8363	1.9713	0.7372	371	288	230	155	111	83	399	313	251	171	123	93
20	18	33	3.53	2.7073	1.1949	2.7907	1.1373	445	334	260	169	119	88	463	349	271	177	125	92
18	18	33	4.65	3.7453	1.6221	3.8467	1.6061	600	487	376	243	170	125	600	491	379	245	171	126

- Theoretical section properties have been calculated per AISI 2012 'North American Specification for the Design of Cold-Formed Steel Structural Members'. Ixx and Sxx are effective section properties for deflection and bending.
- Allowable loads are calculated in accordance with AISI 2012 specifications considering bending, shear, combined bending and shear and deflection. Allowable loads consider the 3 or more equal span condition. Allowable loads do not address web crippling, fasteners, support material or load testing. Panel weight is not considered.
- Deflection consideration is limited by a maximum deflection ratio of L/180 of span.
- Allowable loads do not include a 1/3 stress increase for wind.

ms metal sales
manufacturing corporation

metalsales.us.com

Anchorage, AK 866.640.7663
Bay City, MI 888.777.7640
Deer Lake, PA 800.544.2577
Denver, CO 800.289.7663

Detroit Lakes, MN 888.594.1394
Fontana, CA 800.782.7953
Fort Smith, AR 877.452.3915
Independence, MO 800.747.0012

Jacksonville, FL 800.394.4419
Jefferson, OH 800.321.5833
Mocksville, NC 800.228.6119
Nashville, TN 800.251.8508
Rock Island, IL 800.747.1206
Rogers, MN 800.328.9316

Seattle, WA 800.431.3470
Sellersburg, IN 800.999.7777
Sioux Falls, SD 888.902.8320
Spokane, WA 800.572.6565
Temple, TX 800.543.4415
Woodland, CA 800.759.6019

©MSTDR-6R/3-2016