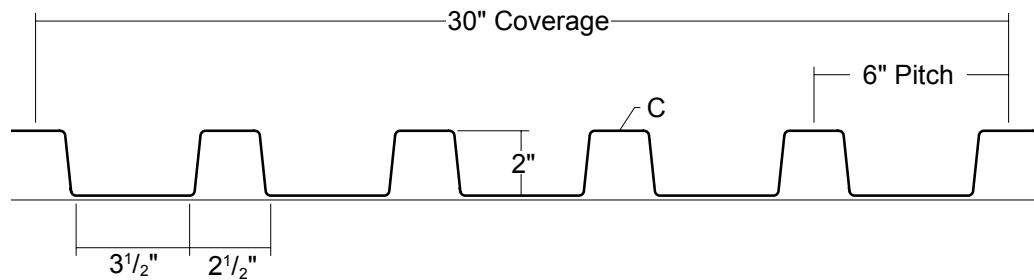


# T2630 ROOF PANEL

Condensed  
Technical  
Reference



ARCHITECTURAL  
COMMERCIAL  
INDUSTRIAL  
PANEL

EXPOSED  
FASTENED

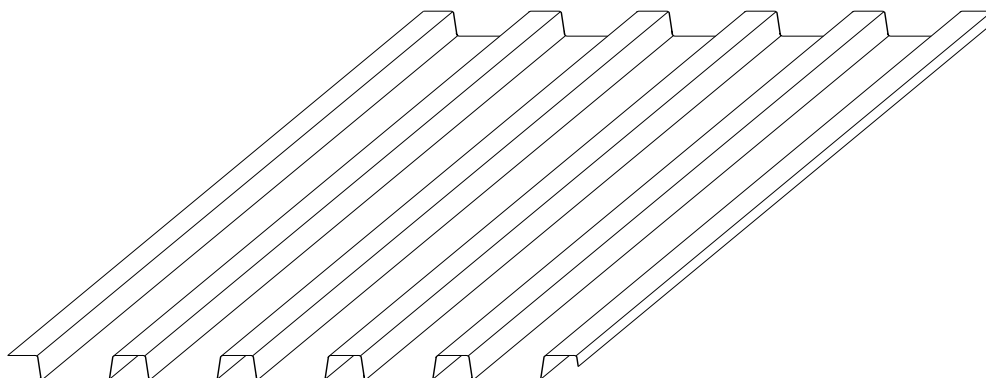
30"  
COVERAGE

MINIMUM  
SLOPE  
1:12

OPEN FRAMING OR  
SOLID SUBSTRATE

## PANEL OVERVIEW

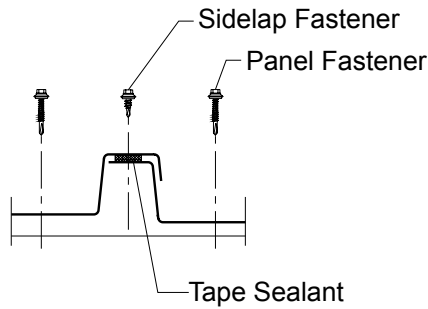
- ▶ Finishes: Standard: PVDF  
Optional: Multi-pass Kynar®, Marblique, Plastisol, Polyester and MS Colorfast45®
- ▶ Corrosion Protection: AZ55 per ASTM A 792 for unpainted Galvalume®  
AZ50 per ASTM A 792 for painted Galvalume®  
G90 per ASTM A 653 for Galvanized
- ▶ Gauges: 24 ga, 22 ga, 20 ga and 18 ga
- ▶ 30" panel coverage, 2" rib height
- ▶ Trapezoidal ribs on 6" centers
- ▶ Panel Length: 5' minimum, 32' maximum
- ▶ Exposed Fastened Panel
- ▶ Minimum Roof Slope 1:12
- ▶ Optional material availability: Stainless Steel, Copper and Aluminum



# T2630 ROOF PANEL

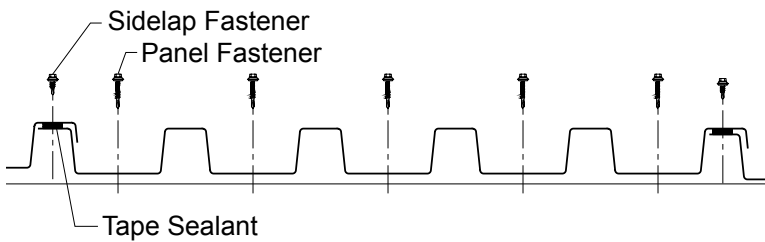
**Condensed  
Technical  
Reference**

## ATTACHMENT DETAIL

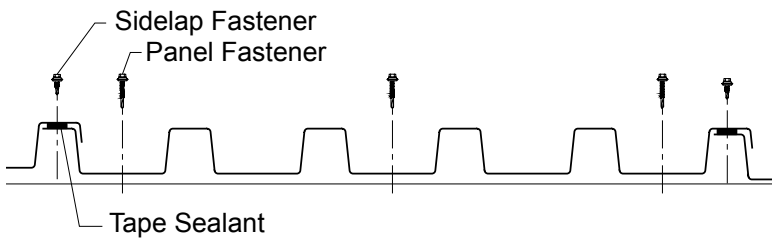


## FASTENING PATTERNS

### Ends of Panel



### Field of Panel



## FASTENER INFORMATION

Overdriven fasteners will cause panel distortion.

Panel fasteners should extend 1/2" or more past the inside face of the support material.

Thick panels (ex. 18 ga) or supports (ex. 1/2" steel) may require predrilling of holes for screws.

Panel Fastener:

Attaching to Wood:

#10-14 XL Wood Screw

Attaching to Steel:

#12-14 XL Self Drilling Screw

Sidelap Fastener:

1/4"-14 x 7/8" XL Stitch Screw

Trim Fastener:

1/8" x 3/16" Pop Rivet

1/4"-14 x 7/8" XL Stitch Screw

## SECTION PROPERTIES

## ALLOWABLE UNIFORM LOADS, psf For various fastener spacings

Ga	Width in	Yield ksi	Weight psf	Top in Compression		Bottom in Compression		Inward Load						Outward Load					
				Ixx in <sup>4</sup> /ft	Sxx in <sup>3</sup> /ft	Ixx in <sup>4</sup> /ft	Sxx in <sup>3</sup> /ft	5'	6'	7'	8'	10'	12'	5'	6'	7'	8'	10'	12'
24	30	50	1.47	0.2348	0.1879	0.1996	0.1731	157	110	81	63	40	28	170	119	88	68	44	29
22	30	50	1.93	0.3272	0.2698	0.2804	0.2520	231	161	119	91	59	38	247	172	127	98	63	38
20	30	33	2.36	0.4400	0.3794	0.3840	0.3685	221	155	114	88	56	39	228	159	118	90	58	40
18	30	33	3.10	0.5960	0.5284	0.5440	0.5332	318	223	165	127	82	57	316	221	164	126	81	56

- Theoretical section properties have been calculated per AISI 2012 'North American Specification for the Design of Cold-Formed Steel Structural Members'. Ixx and Sxx are effective section properties for deflection and bending.
- Allowable loads are calculated in accordance with AISI 2012 specifications considering bending, shear, combined bending and shear and deflection. Allowable loads consider the 3 or more equal span condition. Allowable loads do not address web crippling, fasteners, support material or load testing. Panel weight is not considered.
- Deflection consideration is limited by a maximum deflection ratio of L/180 of span.
- Allowable loads do not include a 1/3 stress increase for wind.

**ms metal sales**<sup>™</sup>  
manufacturing corporation

[metalsales.us.com](http://metalsales.us.com)

Anchorage, AK 866.640.7663  
Bay City, MI 888.777.7640  
Deer Lake, PA 800.544.2577  
Denver, CO 800.289.7663

Detroit Lakes, MN 888.594.1394  
Fontana, CA 800.782.7953  
Fort Smith, AR 877.452.3915  
Independence, MO 800.747.0012

Jacksonville, FL 800.394.4419  
Jefferson, OH 800.321.5833  
Mocksville, NC 800.228.6119  
Nashville, TN 800.251.8508  
Rock Island, IL 800.747.1206  
Rogers, MN 800.328.9316

Seattle, WA 800.431.3470  
Sellersburg, IN 800.999.7777  
Sioux Falls, SD 888.902.8320  
Spokane, WA 800.572.6565  
Temple, TX 800.543.4415  
Woodland, CA 800.759.6019

©MST2630R/3-2016