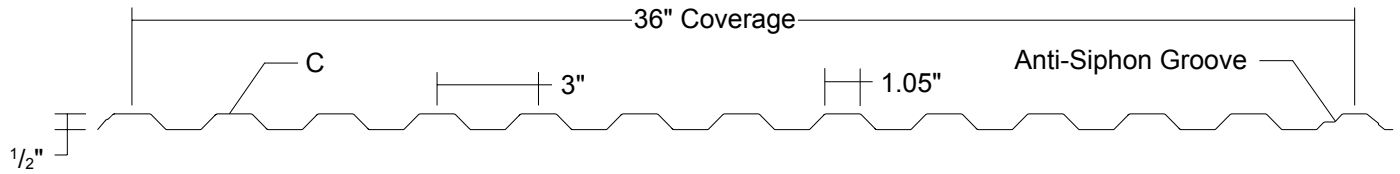


DL-3 PANEL

Condensed
Technical
Reference



ARCHITECTURAL
COMMERCIAL
PANEL

EXPOSED
FASTENED


36"
COVERAGE

MINIMUM
SLOPE
3:12

OPEN FRAMING OR
SOLID SUBSTRATE

PANEL OVERVIEW

- ▶ Finishes: MS Colorfast45[®] and Bare Galvanized
- ▶ Corrosion Protection: G60 per ASTM A 653
- ▶ Gauge: 29 ga
- ▶ 36" panel coverage, 1/2" rib height
- ▶ Panel Length: Minimum: 5'; Maximum: 45' recommended
- ▶ Exposed fastened, low profile roof and wall system
- ▶ Trapezoidal ribs on 3" centers
- ▶ Minimum roof slope: 3:12
- ▶ Minimum 'walked-down' radius of 40'.



TESTING AND APPROVALS

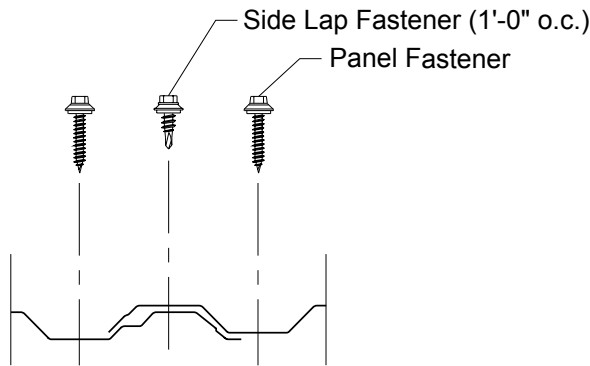
- ▶ ASTM E 1592 Structural Performance

ms metal sales[™]
manufacturing corporation

DL-3 PANEL

**Condensed
Technical
Reference**

ATTACHMENT DETAIL



FASTENER INFORMATION

Overdriven fasteners will cause panel distortions.

Fasteners should extend 1/2" or more past the inside face of the support material.

Thick panels (ex. 18 ga) or supports (ex. 1/2" steel) may require predrilling of holes for screws.

Panel Fasteners:

Attaching to Wood:

#10-14 Wood Screw

#10-14 XL Wood Screw

Attaching to Steel:

#12-14 Self Drilling Screw

#12-14 XL Self Drilling Screw

Side Lap Fastener: (Roof Only)

1/4"-14 x 7/8" Stitch Screw

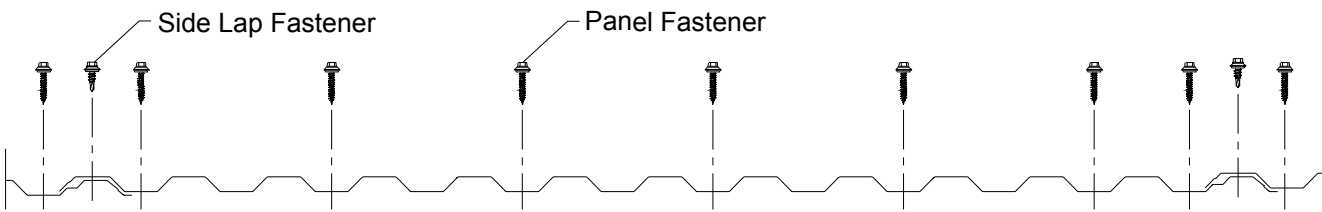
1/4"-14 x 7/8" XL Stitch Screw

Trim Fastener:

1/4"-14 x 7/8" Stitch Screw

1/4"-14 x 7/8" XL Stitch Screw

FASTENING PATTERN



SECTION PROPERTIES

ALLOWABLE UNIFORM LOADS, psf For various fastener spacings

Ga	Width in	Yield ksi	Weight psf	Top In Compression		Bottom In Compression		Inward Load						Outward Load					
				Ixx in ⁴ /ft	Sxx in ³ /ft	Ixx in ⁴ /ft	Sxx in ³ /ft	1.5'	2'	2.5'	3'	3.5'	4'	1.5'	2'	2.5'	3'	3.5'	4'
29	36	50	0.71	0.0050	0.0214	0.0050	0.0208	210	120	64	37	23	16	216	123	64	37	23	16

- Theoretical section properties have been calculated per AISI 2012 'North American Specification for the Design of Cold-Formed Steel Structural Members'. Ixx and Sxx are effective section properties for deflection and bending.
- Allowable load is calculated in accordance with AISI 2012 specifications considering bending, shear, combined bending and shear and deflection. Allowable load considers the 3 or more equal spans condition. Allowable load does not address web crippling, fasteners, support material or load testing. Panel weight is not considered.
- Deflection consideration is limited by a maximum deflection ratio of L/180 of span.
- Allowable loads do not include a 1/3 stress increase for wind.
- The allowable diaphragm strength for a 29 ga panel attached to 16 ga steel supports with the above fastener and fastener pattern has been calculated at 240 plf with supports at 2' oc and 90 plf with supports 4' oc using the "Diaphragm Design Manual", 3rd Edition, Steel Deck Institute.

ms metal sales[™]
manufacturing corporation

metalsales.us.com

Anchorage, AK 866.640.7663
Bay City, MI 888.777.7640
Deer Lake, PA 800.544.2577
Denver, CO 800.289.7663

Detroit Lakes, MN 888.594.1394
Fontana, CA 800.782.7953
Fort Smith, AR 877.452.3915
Independence, MO 800.747.0012

Jacksonville, FL 800.394.4419
Jefferson, OH 800.321.5833
Mocksville, NC 800.228.6119
Nashville, TN 800.251.8508
Rock Island, IL 800.747.1206
Rogers, MN 800.328.9316

Seattle, WA 800.431.3470
Sellersburg, IN 800.999.7777
Sioux Falls, SD 888.902.8320
Spokane, WA 800.572.6565
Temple, TX 800.543.4415
Woodland, CA 800.759.6019

©MS1280DL3/3-2017