

COMMERCIAL  
RESIDENTIAL  
PANEL

EXPOSED  
FASTENED

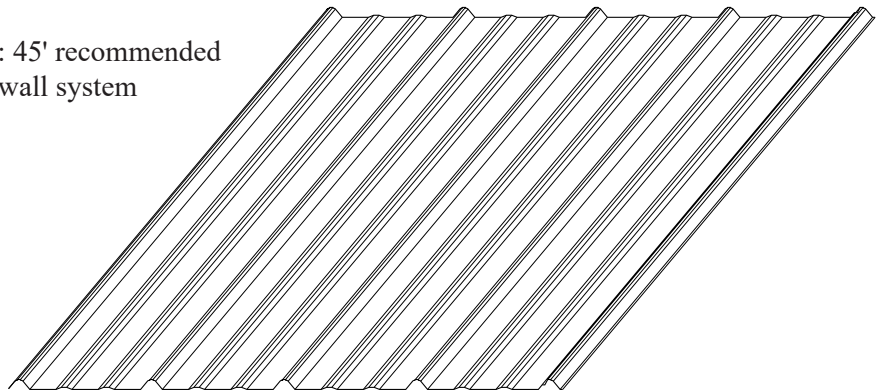
36"  
COVERAGE

MINIMUM  
SLOPE  
3:12

OPEN FRAMING OR  
SOLID SUBSTRATE

## PANEL OVERVIEW

- ▶ Finishes: MS Colorfast45® and Acrylic-Coated Galvalume®
- ▶ Corrosion Protection: AZ55 per ASTM A 792 for unpainted Galvalume®  
AZ50 per ASTM A 792 for painted Galvalume®  
G60, G90 or G100 per ASTM A 653 for Galvanized
- ▶ Gauges: 29 ga and 26 ga standard; 24 ga optional
- ▶ 36" panel coverage,  $\frac{3}{4}$ " rib height
- ▶ Panel Length: Minimum: 5'; Maximum: 45' recommended
- ▶ Exposed fastened, low profile roof and wall system
- ▶ Bell-top trapezoidal rib on 9" centers
- ▶ Minimum roof slope: 3:12



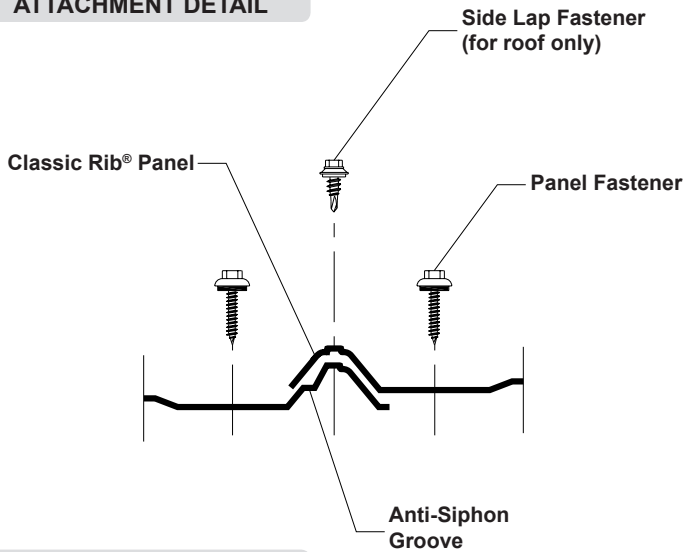
## TESTING AND APPROVALS

- ▶ UL 2218 Impact Resistance - Class 4
- ▶ UL 790 Fire Resistance Rating - Class A, per building code
- ▶ UL 263 Fire Resistance Rating - per assembly
- ▶ UL 580 Uplift Resistance - Class 90 Constructions: #560, 584
- ▶ ASTM E 455, Diaphragm Capacity
- ▶ Texas Windstorm - Evaluations RC-161 and RC-391
- ▶ 2017 FBC Approvals - FL9482.2, FL9482.3, 10999.3, FL 10999.4,  
FL14645.8, FL14645.9, FL14645.10 and FL 14645.11
- ▶ Miami-Dade County, Florida NOA 16-0218.02 expires 8/24/2021
- ▶ ICC Evaluation Report - ESR-2385

# CLASSIC RIB®

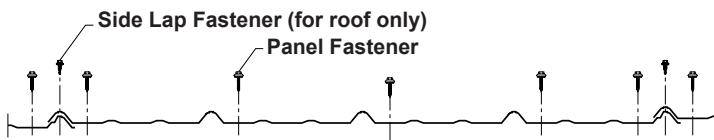
Condensed  
Technical  
Reference

## ATTACHMENT DETAIL

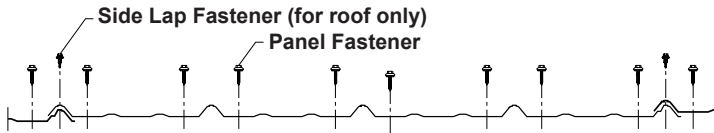


## FASTENING PATTERN

### Field of Panel



### Ends of Panel



## FASTENER INFORMATION

Overdriven fasteners will cause panel distortions.

Fasteners should extend 1/2" or more past the inside face of the support material.

Thick panels (ex. 18 ga) or supports (ex. 1/2" steel) may require predrilling of holes for screws.

### Panel Fasteners:

Attaching to Wood:

- #10-14 Wood Screw
- #10-14 XL Wood Screw

Attaching to Steel:

- #12-14 Self Drilling Screw
- #12-14 XL Self Drilling Screw

### Side Lap Fastener:

- 1/4"-14 x 7/8" Stitch Screw
- 1/4"-14 x 7/8" XL Stitch Screw

### Trim Fastener:

- 1/4"-14 x 7/8" Stitch Screw
- 1/4"-14 x 7/8" XL Stitch Screw

## SECTION PROPERTIES

## ALLOWABLE UNIFORM LIVE LOADS, psf For various fastener spacings

Ga	Width in	Yield ksi	Weight psf	Top in Compression		Bottom in Compression		Inward Load						Outward Load					
				I <sub>xx</sub> in <sup>4</sup> /ft	S <sub>xx</sub> in <sup>3</sup> /ft	I <sub>xx</sub> in <sup>4</sup> /ft	S <sub>xx</sub> in <sup>3</sup> /ft	1.5'	2'	2.5'	3'	3.5'	4'	1.5'	2'	2.5'	3'	3.5'	4'
29	36	80	0.62	0.0100	0.0151	0.0053	0.0118	142	81	52	36	27	21	179	103	66	46	34	26
26	36	80	0.79	0.0127	0.0192	0.0070	0.0153	185	105	68	47	35	27	227	131	84	59	44	33
24	36	50	1.03	0.0163	0.0249	0.0103	0.0208	208	119	77	53	39	30	245	141	91	64	47	36

- Theoretical section properties have been calculated per AISI 2012 'North American Specification for the Design of Cold-Formed Steel Structural Members'. I<sub>xx</sub> and S<sub>xx</sub> are effective section properties for deflection and bending.
- Allowable load is calculated in accordance with AISI 2012 specifications considering bending, shear, combined bending and shear and deflection. Allowable load considers the 3 or more equal spans condition. Allowable load does not address web crippling, fasteners, support material or load testing. Panel weight is not considered.
- Deflection consideration is limited by a maximum deflection ratio of L/180 of span.
- Allowable loads do not include a 1/3 stress increase for wind.
- Diaphragm Capacity** - 246 plf average Ultimate Shear Strength using the above fastening pattern on 2x supports located 2' on center, per ASTM E 445.

**ms metal sales™**  
manufacturing corporation

[metalsales.us.com](http://metalsales.us.com)

Anchorage, AK 866.640.7663  
Bay City, MI 888.777.7640  
Deer Lake, PA 800.544.2577  
Denver, CO 800.289.7663

Detroit Lakes, MN 888.594.1394  
Fontana, CA 800.782.7953  
Fort Smith, AR 877.452.3915  
Independence, MO 800.747.0012

Jacksonville, FL 800.394.4419  
Jefferson, OH 800.321.5833  
Mocksville, NC 800.228.6119  
Nashville, TN 800.251.8508  
Rock Island, IL 800.747.1206  
Rogers, MN 800.328.9316

Seattle, WA 800.431.3470  
Sellersburg, IN 800.999.7777  
Sioux Falls, SD 888.902.8320  
Spokane, WA 800.572.6565  
Temple, TX 800.543.4415  
Woodland, CA 800.759.6019

©MS1280CR/2-2018