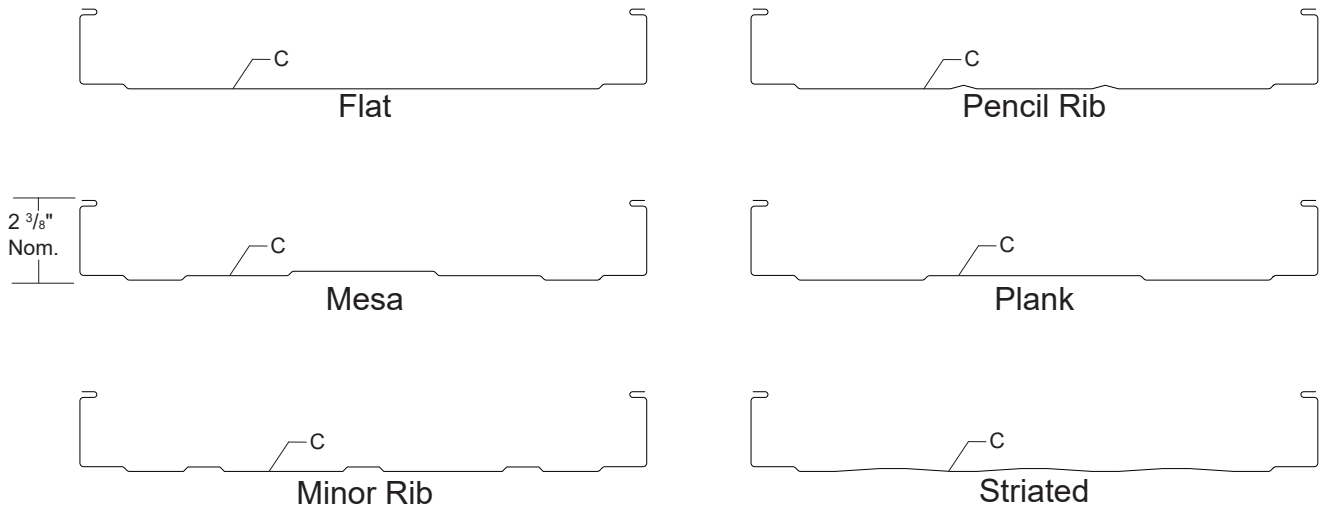


2 3/8" T-ARMOR

Condensed
Technical
Reference



*Profiles are shown for 16" wide panels. Other width panels are similar.

ARCHITECTURAL
COMMERCIAL
INDUSTRIAL
PANEL

CONCEALED
FASTENED

12", 16" OR 18"
COVERAGE

MINIMUM
SLOPE
1/2:12

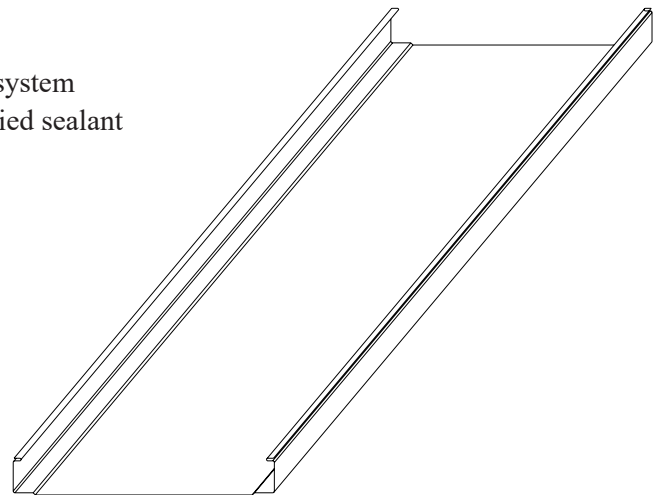
OPEN FRAMING OR
SOLID SUBSTRATE

PANEL OVERVIEW

- ▶ Finishes: PVDF and Acrylic-Coated Galvalume®
- ▶ Corrosion Protection: AZ55 per ASTM A 792 for unpainted Galvalume®
AZ50 per ASTM A 792 for painted Galvalume®
G90 per ASTM A 653 for Galvanized
- ▶ Thickness: 24 ga and 22 ga
- ▶ 12", 16" or 18" panel coverage, 2 3/8" rib height
- ▶ Panel Length: Minimum: 6', Maximum: 80'
- ▶ Architectural, structural vertical rib standing seam roof system
- ▶ Integral mechanically seamed side lap with factory-applied sealant
- ▶ Minimum roof slope: 1/2:12
- ▶ Accommodates 1/2" to 6" blanket insulation

TESTING AND APPROVALS

- ▶ UL 2218 Impact Resistance - Class 4
- ▶ UL 790 Fire Resistance Rating - Class A, per building code
- ▶ UL 263 Fire Resistance Rating - per assembly
- ▶ ASTM E 1680 Air Leakage
- ▶ ASTM E 1646 Water Penetration - None
- ▶ ASTM E 2140 Water penetration, Static Head
- ▶ ASTM E 1592 Structural Performance
- ▶ UL 580 Uplift Resistance - Class 90 Constructions: #268, #268A and #268B
- ▶ FM 4471 Roof Approval - Class 1-90 and 1-120
- ▶ ICC Evaluation Report - ESR-3743

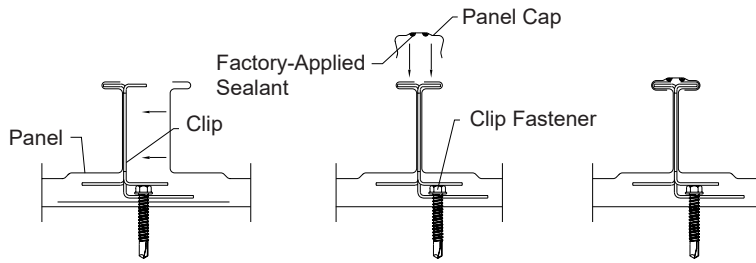


ms metal sales[™]
manufacturing corporation

2 3/8" T-ARMOR

**Condensed
Technical
Reference**

ATTACHMENT DETAILS

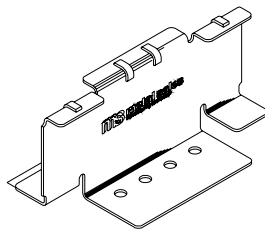


INSTALLING PANEL

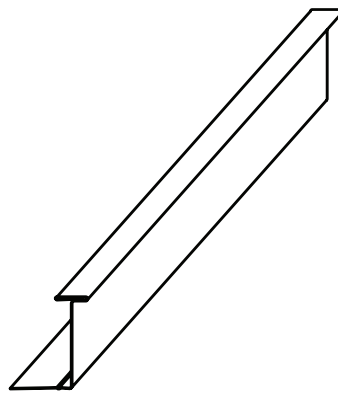
INSTALLING CAP

SEAMED

CLIP OPTIONS



INDIVIDUAL CLIP



CONTINUOUS CLIP

FASTENING INFORMATION

► Clips

Clip spacing is based upon the design loads, the spanning capacity of the panels, the fasteners and the support members.

Individual clips are 0.060" thick, G90 is standard, 410 stainless is optional. Continuous clips are 24 or 22 ga.

Both individual and continuous clips can accommodate practically unlimited thermal movement in each direction.

► Fasteners

Overdriven fasteners will cause panel distortions.

Fasteners should extend 1/2" or more past the inside face of the support material.

Clip Fasteners:

Attaching to Wood:

#12-11 x 1-1/2" Wood Screw

Attaching to Steel:

<18 ga: 1/4"-14 Deck Screw

>=18 ga, <=12 ga: 1/4"-14 Driller, No Washer

>12 ga: 1/4"-24 Driller, No Washer

Exposed End Fasteners:

At Eave Plate or Back-Up Channel:

#12-14 XL Driller

Concealed End Fasteners:

At Eave Plate or Back-Up Channel:

#12-14 Driller, No Washer

Trim Fasteners:

1/4"-14 x 7/8" XL Stitch Screw

1/8" x 3/16" Pop Rivet

STEEL SECTION PROPERTIES

Ga	Width in	Yield ksi	Weight psf	Top In Compression		Bottom In Compression		ALLOWABLE UNIFORM LOADS, psf (3 or More Equal Spans)											
				I _{xx} in ⁴ /ft	S _{xx} in ³ /ft	I _{xx} in ⁴ /ft	S _{xx} in ³ /ft	Inward Load					Outward Load						
								2'	2.5'	3'	3.5'	4'	5'	2'	2.5'	3'	3.5'	4'	5'
24	12	50	1.50	0.3398	0.2053	0.2078	0.1758	400	400	362	280	222	149	119	108	96	85	73	50
22	12	50	1.97	0.4640	0.2806	0.3020	0.2466	400	400	400	400	326	216	119	108	98	87	76	55
24	16	50	1.35	0.2828	0.1601	0.1260	0.0944	400	295	215	163	127	84	88	80	73	66	59	44
22	16	50	1.78	0.3810	0.2157	0.1800	0.1397	400	400	328	247	192	126	109	100	91	82	73	55
24	18	50	1.30	0.2567	0.1419	0.1113	0.0836	377	261	190	144	113	74	68	62	56	50	44	32
22	18	50	1.71	0.3507	0.1932	0.1600	0.1242	400	400	292	220	171	112	87	80	74	67	61	47

- Theoretical section properties have been calculated per AISI 2012 'North American Specification for the Design of Cold-Formed Steel Structural Members'. I_{xx} and S_{xx} are effective section properties for deflection and bending.
- Allowable loads are calculated in accordance with AISI 2012 specifications considering bending, shear, combined bending and shear, deflection and ASTM E 1592 uplift load testing on 16 ga purlins. Allowable loads consider the 3 or more equal spans condition. Panel weight is not considered.
- Deflection consideration is limited by a maximum deflection ratio of L/180 of span.
- Allowable loads do not include a 1/3 stress increase for wind.

ms metal salesTM
manufacturing corporation

metalsales.us.com

Anchorage, AK 866.640.7663
Bay City, MI 888.777.7640
Deer Lake, PA 800.544.2577
Denver, CO 800.289.7663

Detroit Lakes, MN 888.594.1394
Fontana, CA 800.782.7953
Fort Smith, AR 877.452.3915
Independence, MO 800.747.0012

Jacksonville, FL 800.394.4419
Jefferson, OH 800.321.5833
Mocksville, NC 800.228.6119
Nashville, TN 800.251.8508
Rock Island, IL 800.747.1206
Rogers, MN 800.328.9316

Seattle, WA 800.431.3470
Sellersburg, IN 800.999.7777
Sioux Falls, SD 888.902.8320
Spokane, WA 800.572.6565
Temple, TX 800.543.4415
Woodland, CA 800.759.6019